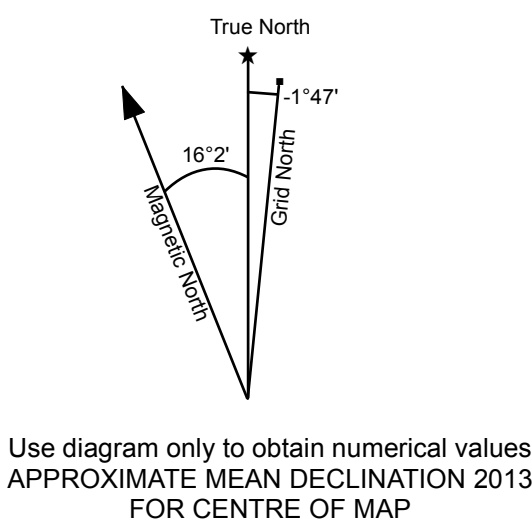
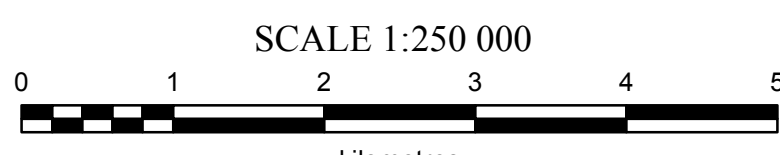


WEIGHTED SUMS MODEL AND GEOLOGY TI (LEVELLED) YUKON



106C	106B	106A
NADALEEN RIVER	BONNET PLUME LAKE	MOUNT EDUNI
105N	1050	105P
LANSING RANGE	THIS MAP	SEKIWI MOUNTAIN
105K	105J	105I
TAY RIVER	SHELTON LAKE	LITTLE NAHANN RIVER

TI (Levelled)

WSM Percentiles: WSM Score, Number of RGS Samples

- 0 - 50%: -3.069 - -0.043, 441 samples
- 50 - 75%: -0.042 - 0.679, 267 samples
- 75 - 90%: 0.680 - 1.146, 111 samples
- 90 - 95%: 1.147 - 1.556, 55 samples
- 95 - 98%: 1.557 - 2.232, 46 samples
- 98 - 100%: 2.233 - 3.154, 17 samples

QUATERNARY

Q QUATERNARY: unconsolidated glacial, glaciofluvial and glaciolacustrine deposits; fluvialite silt, sand, and gravel, and local volcanic ash, in part with cover of soil and organic deposits

MID-CRETACEOUS

mKS SELWYN SUITE: plutonic suite of intermediate (g) to more felsic composition (q); equivalent felsic dikes

mKgS SELWYN SUITE: resistant, blocky, fine to coarse grained equigranular to porphyritic (K-feldspar) biotite quartz monzonite and granodiorite and minor quartz diorite; minor leuco-quartz monzonite and syenite

mKgS SELWYN SUITE: equigranular to porphyritic (K-feldspar) biotite hornblende muscovite granite, quartz monzonite and granodiorite; porphyritic biotite hornblende granite with large smoky grey quartz phenocrysts and locally K-feldspar phenocrysts

MIDDLE TO LOWER TRIASSIC

TJd JONES LAKE: brown to buff weathering, calcareous fine-grained sandstone, argillite, and shale; extensive ripple cross-lamination and bioturbation; massive/light grey weathering, fine crystalline, dark grey limestone; minor orange weathering platy limestone

CARBONIFEROUS TO PERMIAN

CPMC MOUNT CHRISTIE: burrowed, interbedded greenish grey cherty shale and green shale; thin to medium bedded, light grey-green to black chert; black siliceous slate and siltstone; minor quartzite, limestone and dolostone; locally abundant, large grey barite nodules

CPT TSICHU: thin to medium-bedded siliceous calcarenite, dolostone, sandy dolostone and minor grey quartzite; buff and grey weathering, thick bedded, dark grey bioclastic limestone; black to silvery shale; minor chert, and chert pebble conglomerate

MISSISSIPPIAN

MK KENO HILL: massive to thick-bedded quartz arenite; thin to medium-bedded quartz arenite interstratified with black shale or carbonaceous phyllite; local scour surfaces and shale intracasts; locally foliated and lineated

DEVONIAN AND MISSISSIPPIAN

DME EARN: complex assemblage of submarine fan and channel deposits (1) or within black siliceous shale and chert (2); barite common, and many occurrences of stromatolite Pb-Zn

DME1 EARN: thin bedded, laminated slate with thin to thickly interbedded fine to medium-grained chert-quartz arenite and wacke; thick members of chert pebble conglomerate, black siliceous siltstone; nodular and bedded barite; rare limestone

DME2 EARN: silvery blue weathering black shale, argillite, cherty argillite and thin bedded chert; nodular and bedded barite; rare limestone

ORDOVICIAN TO LOWER DEVONIAN

ODR ROAD RIVER - SELWYN: black shale and chert (1) overlain by orange siltstone (2) or buff platy limestone (3); locally contains beds as old as Middle Cambrian (4); correlations with basal strata in Richardson Mountains include: CDR1 with CDR2 (upper part) and CDR2 with CDR4

ODR1 ROAD RIVER - SELWYN: black, gun-blue, or silvery white weathering black graphitic shale and black chert; resistant grey weathering, thin to medium bedded, light grey to black, greenish grey or turquoise chert; minor argillaceous limestone

ODR2 ROAD RIVER - SELWYN: rusty dark green to orange buff weathering, pyritic, burrowed, thin to thick bedded, argillite and dolomitic siltstone with members or partings of black shale and chert; minor bright orange dolostone

ODR3 ROAD RIVER - SELWYN: blue-grey weathering, black limestone; tan, buff, or dark grey weathering platy, silty limestone

ODR4 ROAD RIVER - SELWYN: black shale; limestone, limestone conglomerate, and interstratified argillite and pale yellow limestone

CAMBRIAN TO SILURIAN

CSM MARMOT: lower Paleozoic mostly mafic volcanics, in locally thick accumulations (1) - (6) but also of common occurrence as undifferentiated thin scattered members within other units

CSM1 MARMOT: resistant, dark grey weathering, massive, locally pillowed, dark grey-green basalt, tuff and breccia

CSM5 MARMOT: massive brown to green, basic lapilli tuff, breccias, flows, sills, and dikes; intracast breccia and conglomerate; brown weathering, green to grey, medium to very thick-bedded volcanoclastic sandstone

UPPER CAMBRIAN AND ORDOVICIAN

COR1 RABBITKETTLE: thin bedded, wavy banded, silty limestone and grey lustrous calcareous phyllite; limestone intracast breccia and conglomerate; massive to laminated, grey quartzose siltstone and chert and rare black slate; local mafic flows, breccia, and tuff

COR2 RABBITKETTLE: as in COR1, but may include Middle Cambrian and Middle Ordovician beds undivided

LOWER CAMBRIAN

ICG1 GULL LAKE: shale, siltstone, and mudstone, locally bioturbated, with minor quartz sandstone; rare green-grey chert; local basal limestone and limestone conglomerate; phyllite to quartz-muscovite-biotite schist (garnet, sillimanite, staurolite, andalusite)

ICG2 GULL LAKE: dark green massive to fragmental mafic metavolcanic and volcanoclastic rocks; siltstone and argillite

UPPER PROTEROZOIC TO LOWER CAMBRIAN

PCH HYLAND: consists upwards of coarse turbiditic clastics (1), limestone (2), and fine clastics typified by maroon and green shale (3); includes scattered mafic volcanic rocks (5)

PCH1 HYLAND: thin to thick-bedded, brown to pale green shale, fine to coarse-grained quartz-rich sandstone, grit, and quartz pebble conglomerate; minor argillaceous limestone, phyllite, quartzofeldspathic and micaceous psammite, and minor marble

PCH2 HYLAND: grey weathering, dark grey to grey white, thin to thick bedded, very fine crystalline limestone, locally sandy; calc-silicate and marble; may locally include carbonate members within (1) or (4)

PCH3 HYLAND: distinctive, recessive, maroon weathering, interbedded maroon and apple-green slate; "Oltchamita" trace fossils; rare grey chert; locally basal member and interbeds of quartz siltstone, sandstone and quartz-pebble conglomerate

PCH5 HYLAND: dark brown and green to light grey weathering, dark green volcanic rocks, commonly with calcite filled vesicles, breccia, tuff, and agglomerate; minor interbedded shale, chert, siltstone, and limestone

MIDDLE DEVONIAN

DH1 HUME: buff-brown weathering argillaceous to silty, dark grey, fine-grained limestone, platy to thin bedded; minor intercalated irregularly banded orange weathering dolostone and thin beds of resistant, orange-brown weathering limestone; richly fossiliferous

DH2 HUME: massive, thick-bedded, fine to medium-grained, light grey weathering limestone

DH4 HUME: buff-orange weathering, thin to medium-bedded silty limestone

DL LANDRY: thin to very thick bedded, resistant, light grey weathering, medium to light grey and brownish crypto-grained limestone; massive and thick-bedded bioclastic, locally reefoid limestone; black, platy limestone

DN NATLA: dark grey weathering, platy, thin bedded, recessive sooty limestone, in part crinoidal; uncommon beds of massive crinoidal limestone

DA ARNICA: thin and thick-bedded dark grey to black commonly laminated dolostone; minor light grey dolostone and light grey to medium grey weathering dark grey to black limestone; striped dolostone; local massive wuggy breccia

UPPER LOWER TO LOWER MIDDLE DEVONIAN

DB GRIZZLY BEAR: limestone, white grey weathering, cliff forming, blocky partings, massive, fine to medium crystalline; scattered corals, brachiopods, bryozoans, and twin canal echinoderm ossicles

LOWER DEVONIAN

IDS SOMBRE: light and medium grey, even bedded, fine-grained dolostone; silver-grey dolostone; locally three members of light grey dolostone (lower); dark grey dolostone, in part crinoidal (middle); alternating light and dark grey dolostone (upper)

UPPER SILURIAN TO LOWER DEVONIAN

SDD DELORME: buff to orange weathering, well bedded, buff, light grey, brownish grey and dark grey; very fine grained dolostone; platy to flaggy, wavy banded blue-grey silty limestone with rare thin beds of buff weathering dolostone

UPPER CAMBRIAN TO SILURIAN

CSH HAYWIRE: undivided medium to thick-bedded, white to dark-grey dolostone, locally cherty; rare amygdaloidal basalt and tuff, basal member of grey-white dolostone, quartz arenite, and maroon mudstone

UPPER ORDOVICIAN AND SILURIAN

OSK2 KINDLE: thick-bedded, black, coarse-grained dolostone and interbedded grey weathering laminated dolostone with nodules and bands of black chert; medium grey weathering, platy, grey argillaceous limestone with minor chert shale; massive and reefoid dolostone

OSK4 KINDLE: thick bedded to massive light grey dolostone and limestone; dark grey, feld limestone; includes undifferentiated beds as young as Lower Devonian

MIDDLE ORDOVICIAN

OS SUNBLOOD: mainly buff, rouge and light grey weathering platy dolostone and limestone; local interbedded light and dark grey fine crystalline and white coarse crystalline dolostone at base; rare thick beds of light blue-grey limestone

UPPER CAMBRIAN AND ORDOVICIAN

COF2 FRANKLIN MOUNTAIN: well bedded, rhythmically bedded, grey and buff-orange dolostone; includes grey to black dolostone and dark grey to black limestone; local basal member of maroon dolostone and sandstone, silver-grey sandstone, and sandy dolostone

MIDDLE CAMBRIAN

mCH HESS RIVER: shale, black, pyritic, unfossiliferous; occurs as interstratified thick units of black calcareous shale and rusty black shale

LOWER CAMBRIAN

ICS SEKIWI: limestone, locally wavy bedded and nodular; limestone conglomerate slope breccia; massive grey dolostone; medium to thick-bedded quartz sandstone; purple siltstone; bright orange weathering, fine crystalline dolostone

UPPER PROTEROZOIC TO LOWER CAMBRIAN

uPCV VAMPIRE: dark brown weathering, thin-bedded, argillaceous fine-grained sandstone and siltstone, minor interbedded medium to coarse-grained white to light grey orthoquartzite; phyllite, slate, and argillite

PCB1 BACKBONE: light grey, red-brown, white, and pink, thick-bedded, medium to coarse-grained orthoquartzite; minor brown or maroon phyllite, platy siltstone, silty shale, thin-bedded fine-grained quartzite, grey limestone, and sandy to pebbly limestone

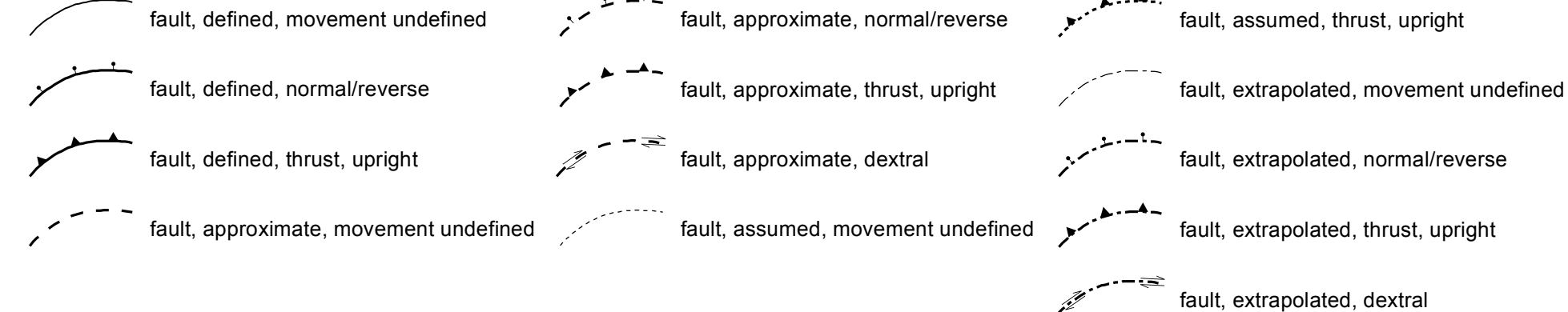


Table 2: List of Mineral Occurrences for NTS map sheets 1050 and part of 105P

OCCURRENCE #	OCCURRENCE NAME	ALIAS(ES)	DEPOSIT TYPE	STATUS	ECONOMIC COMMODITIES	OTHER COMMODITIES
1050 001	TOM		Sedimentary Exhalative Zn-Pb-Ag (Sedex)	Deposit	Pb, Ag, Zn, Ba	Sb, barite, Cu
1050 002	MACTUNG		W Skarn	Deposit	W	Cu
1050 003	JEFF		Porphyry Mo (Low F-Type)	Showing		Mo
1050 004	ALP		Au-Quartz Veins	Showing		Au, Ag
1050 005	NIDDERY		Plutonic Related Au	Prospect		barite, Cd, Cu, Au, Ni, Ag
1050 006	SCOT		Sedimentary Exhalative Zn-Pb-Ag (Sedex)	Drilled Prospect		Cu, Ni, Ag, Zn
1050 007	ART		Au-Quartz Veins	Prospect		Sb, As, Bi, Au, Pb, Ag
1050 008	KEELE		Porphyry Mo (Low F-Type)	Showing		Mo
1050 009	EMERALD		Porphyry-related Au	Showing		Bi, Cu, Au, Mo, Ag, W
1050 010	HOHN		Cu Skarn	Prospect		Cu, Au
1050 011	BEN		Sedimentary Exhalative Zn-Pb-Ag (Sedex)	Showing		Pb, Zn
1050 012	ARROWHEAD		Polymetallic Veins Ag-Pb-Zn+/-Au	Showing		Cu, Pb, Zn
1050 013	RACCOT		Sediment-Hosted Barite	Deposit		barite
1050 015	INCA		Polymetallic Veins Ag-Pb-Zn+/-Au	Past Producer		Ag
1050 016	STANDARD		Polymetallic Veins Ag-Pb-Zn+/-Au	Showing		Pb, Ag, Zn
1050 018	ODD		Mississippi Valley-Type Pb-Zn (MVT)	Drilled Prospect		Pb, Ag, Zn
1050 019	JASON		Sedimentary Exhalative Zn-Pb-Ag (Sedex)	Deposit		Pb, Ag, Zn
1050 020	SANDYBAR		Sediment-Hosted Barite	Deposit		barite
1050 021	WALT	BAR	Sediment-Hosted Barite	Deposit		barite, Cu, Pb, Ag, Zn
1050 022	TRYALA		Sediment-Hosted Barite	Drilled Prospect		barite, Ba, Cu, Pb, Ag, Zn
1050 023	ORZLE	RAIN	Shale-Hosted Ni-Zn-Mo-PGE (Nick)	Showing		barite, Cu, Pb, Mo, Ni, V, Zn
1050 024	NIDPO		Sedimentary Exhalative Zn-Pb-Ag (Sedex)	Drilled Prospect		barite, Ag, Zn
1050 025	BRENNER		Unknown	Drilled Prospect		Cu, Pb, Zn
1050 026	DICKIE		Sedimentary Exhalative Zn-Pb-Ag (Sedex)	Unknown		Cu, Pb, Mo, Zn
1050 027	GARY	GARGANTUA	Deposit	Showing		barite
1050 028	FETCH		Sediment-Hosted Barite	Drilled Prospect		barite, Zn
1050 029	GOW	TH	Sedimentary Exhalative Zn-Pb-Ag (Sedex)	Anomaly		barite
1050 030	GRIZ		Porphyry Mo (Low F-Type)	Showing		Au, Mo, Ag, W
1050 031	VAN ANGEREN		Porphyry Mo (Low F-Type)	Showing		Mo
1050 032	NEVE	BRICK	Au-Quartz Veins	Drilled Prospect		Sb, Au, Ag, Zn
1050 033	KELVIN	BORD	Polymetallic Veins Ag-Pb-Zn+/-Au	Prospect		Sb, Au, Pb, Ag
1050 036	FAN		Unknown	Showing		barite
1050 037	LONER		Barite Veins	Showing		Ba
1050 038	DUET		Unknown	Anomaly		Zn
1050 039	OLD CABIN		Polymetallic Veins Ag-Pb-Zn+/-Au	Showing		Cu, Au, Pb, Mo, Ag
1050 040	URSA		Unknown	Anomaly		Zn
1050 041	FANGO		Polymetallic Veins Ag-Pb-Zn+/-Au	Prospect		Sb, Au, Pb, Ag, Zn
1050 042	FAL		Unknown	Unknown		
1050 043	SIM		W Skarn	Showing		Pb, W, Zn
1050 044	NUT		W Skarn	Showing		Cu, Pb, Ag, W, Zn
1050 045	STROSHEN		Sediment-Hosted Barite	Showing		barite
1050 046	MINORCO		Sediment-Hosted Barite	Showing		barite
1050 048	NUKE		Polymetallic Veins Ag-Pb-Zn+/-Au	Showing		Sb, As, Bi, Au, Cu, Pb, Ag
1050 049	FAENZI		Au-Quartz Veins	Showing		As, Au
1050 050	NORTH MACMILLAN		Barite Veins	Showing		
1050 051	DALL	HARLAN	Au-Quartz Veins	Prospect		Cu, Au
1050 052	BAILES		Unknown	Unknown		Cu, Au, Pb, Ag, Zn
1050 054	ROGUE		Polymetallic Veins Ag-Pb-Zn+/-Au	Prospect		Au, Pb, Ag, Zn
1050 055	CHRISTINA		Subvolcanic Cu-Au-Ag (As-Sb)	Showing		Cu, Au, Ag
1050 056	GOLD		Porphyry Mo (Low F-Type)	Anomaly		
1050 057	STUMP	NID	Plutonic Related Au	Showing		As, Cu, Au, Pb, Ag
1050 058	LM		Plutonic Related Au	Drilled Prospect		Cu, Au, Ag
1050 059	SKRONK		Polymetallic Veins Ag-Pb-Zn+/-Au	Showing		Sb, Bi, Cu, Au, Ag, Zn
1050 060	HASTEN		Unknown	Drilled Prospect		Zn
1050 061	FUN		Unknown	Anomaly		Pb, Zn
105P 001	MEHTABEL		Cu Skarn	Drilled Prospect		Au

Mineral Occurrence Deposit Type (Total on map)

- Au-Quartz Veins (5)
- Barite Veins (2)
- Cu Skarn (2)
- Mississippi Valley-Type Pb-Zn (MVT) (1)
- Plutonic Related Au (3)
- Polymetallic Veins Ag-Pb-Zn+/-Au (9)
- Porphyry Mo (Low F-Type) (5)
- Porphyry-related Au (1)
- Sediment-Hosted Barite (8)
- Sedimentary Exhalative Zn-Pb-Ag (Sedex) (7)
- Shale-Hosted Ni-Zn-Mo-PGE (Nick) (1)
- Subvolcanic Cu-Au-Ag (As-Sb) (1)
- Unknown (7)
- W Skarn (3)

REFERENCES

Beckman, R.J. and Cook, R.D., 1983. "Outliers," Technometrics, vol. 25, no. 2, p.